

Meyers Aircraft Owners Association

It was great to see each of you who attended the "home-coming fly-in" at Tecumseh, MI.. We had about twenty 200s, six OTW,s and ten 145s. A good time was had by all which means that Pard, Keith, Diane and all the others responsible for the hosting and arrangements for fly-in did a superb job.

It was sad to think Mrs. Meyers did not live long enough to see those beautiful aircrafts on the Meyers Airport one more time.

The fly in for 1987 is programmed for June 25th through 28th. At this time it will be held at Sedona, Arizona. I am in the process of finalizing all of the arrangements and will keep you posted. PLEASE KEEP THESE DATES OPEN.

Sedona is around 4800' MSL which should be warm days and cool nights. Dave and Karen Palmer stopped there on their wayback from Tecumseh and thought it was great. Also, ladies, there will be plenty of things to do. SO, REMEMBER TO SET THESE DATES ASIDE. For those of you who have not been to one of our fly-ins, please plan on attending, especially new owners.

A short mountain flying seminar might be set up for the Meyers pilots. If you have not flown your 200 into and out of high altitude airports, you should attend this seminar. I have had my Meyers at many high altitude fields and if you know what to do at the right time, they work quite well. I have even taken off from Mammoth Lakes Airport (8200') in the summer afternoon with four persons on board and used only about 2500 feet of runway, climbed to 14,000 feet, flew west over the Sierras and then home.

Incidentally, I have found a plastics company that will make plastic wing tip lenses, that are of good quality. The lenses are 1/8' thick and should last for many years. They sell for \$56.00 per pair, which is a very good price, especially when you realize that Rockwell owners pay \$90.00 EACH. Call me or drop me a line if you need a pair.

Hope to see everyone Sedona in June

Vince Vanderford

THANKS TO THE FOLLOWING FOR THEIR DONATIONS TO THE POSTAGE FUND:

DAVE HALLSTROM DR. JAN DUKER BILL GAFFNEY DON HURD JIM LAYB

RALPH HAVEN HENRY HASTINGS GEORGE RIGGSBEE PAUL INGWALSON

BILL HALEY ROBERT MADLER HARVEY AUSK

PLANES FOR SALE:

200D Arnav Loran C., GEM Insight EGT/CHT, NARCO ADF 31, NARCO MK-12A, ELT-10, VOA5, 1100TT. Contact Jacque Merrihew, 209-532-2826 or write 199 S. Washington St., Sonora, CA. 95370

200C James R. Brock, 313-671-9148

200D 1966 S/N 347, LOADED, LOADED. Contact Mr. Les Tar, 34 Roak St., Auburn, ME 04210 207-783-7443

200D' 1967 S/N 379 New Engine, loaded. Call or write Carl Branson 3790 Wheeling St., Denver, CO. 80239 303-825-3529

OTW 1941 S/N 35 W.E.Spencer, 7890 Hwy 99 No., Anderson, CA. 96007 916-243-3922

WANTED; Parts, planes, information, etc.

Norm D. Gagne R.D.1 Box 11B, Highgate Center, Vermont 05459, looking for OTW info., as well as list of any OTWs for sale.

WANTED(contd')

Don Hurd, 5545 Brookhaven Drive, Racine, WI 53406 advises that he recently purchased an OTW, and is looking for parts and info..

James A. Layb, Combat Air Museum, Box 5, Meriden, Ks., needs parts (Warner engine) and information.

Randy Huyck, 4570-217th Avenue N.W., Anoka, MN. 55303 looking for Meyers owners in Minn/ St. Paul area.

????????? Does anyone have current address for Rex Twait, formerly Aero Space Hangers, San Diego, Ca., (1966--200D-N2910T), if so please advise.

E.J. Whorton, 503-838-5873 may be looking for a 200.

GENERAL MEMEBERSHIP INFO

Ralph Haven, s "NEW" 145, 145RH , now has a total of 67 hrs. on it and according to Ralph it is surpassing his expectations. With flush riveted wet wings, holding 90 gallons, sliding canopy, stick controls, dual brakes, six(6) second electro-hydraulic gear retraction, and a 200 style empennage, Ralph says the bird cruises at 160 knots at 22" and 2200 RPM. Engine is a Lycoming rated @235 HP, and has a variable pitch prop. Ralph, any chance of getting you to bring the new bird to Sedona ??????????

Looks like the 1987 Fly-In may be the scene for the grand debut of the only Meyers 200E in existence. Vince advises he is trying to get the interior finished and if all goes well, we may get to see the "E" at Sedona.

Don Caplan wrote advising that his wife Nikki, recently passed away. Nikki, the owner of OTW S/N 50, N34305, was a World Class balloonist. Recently, a stainless steet bust of Nikki was unveiled and it will be displayed in the Nikki Caplan Hall of Aerostation wing of the St. Louis Aviation Museum. Copies of the bust will also be on display at the National Ballon Museum in Iowa, as well in the National Aerospace Museum in Washington, D.C..
Don has donated Nikki's OTW to the St. Louis Museum of Aviation.

Murvin Jacob, Combat Air Museum, Forbes Field, Topeka, KS., writes advising Meyers owners to be sure and stop at the museum, when in the area. They are restoring OTW S/N 1, which they hope to have on display soon, along with over 25 military aircraft.

Col. A. (Bud) Young will be conducting a formation flying seminar, while at Sedona for those Meyers pilots who would like to participate.

On behalf of all Meyers owners and friends who have looked forward to receiving their "Newsletter", a very special message of thanks is extended to Jacque Merrihew for her work as Secretary of the Association. Jacque, we are all hoping to see you at Sedona.

Having been asked to serve as Secretary for the Association gives me great pleasure. In an effort to make the newsletter both interesting and informative, I will be looking to each of you for assistance. If you have some information or ideas that you feel would be of interest or helpful to a fellow Meyers owner drop me a line or give me a call. SEE YOU IN SEDONA.

Wm.E. (Bill) Gaffney
26 RT. 17 K
Newburgh, N.Y

914-565-8005

**SEDONA AND THE OAK CREEK CANYON
VISITORS' GUIDE**

WHAT TO DO

JEEP TOURS

Sedona Red Rock Jeep Tours, back tours & excursions, 282-2026
Pink Jeeps, two-hour, back road trips into Red Rock
Country 282-5000

Time Expeditions, Archaeological & Geological Jeep Tour
282-2137

SWIMMING

Public pool at Sedona Community Center
Grasshopper Point, 2½ mi. North on Hwy 89A
Slide Rock, 7 mi. North on Hwy 89A

TENNIS

Sedona Racquet Club, 4 mi. West on Hwy 89A 282-4197
Poco Diablo Resort, Open to public, set up time. 282-7333
John Gardiner's Enchantment 282-2990

PICNICING

In the Canyon at Encinosa Picnic grounds & Halfway Picnic
Grounds, Red Rock Crossing, 7 mi. West on Hwy 89A
Indian Gardens Park, 4 mi. North on Hwy 89A 282-7702
Community Park, 2 mi. West on Posse Grounds Rd.

HIKING

Self guided tours on a variety of trails; Maps can be
provided by the Chamber, or by the Sedona Ranger Station
on Brewer Rd.

HORSEBACK RIDING

Kachina Riding Stable, Red Rock Loop Rd. 282-7252

ART GALLERIES

A multitude of galleries, many featuring nationally
acclaimed Western Artists.
Exhibits featured year-around, no admission charge at:
Sedona Art Center. 282-3809
Red Rock Art'n' Craft Co-op. 282-2215

SHOPPING

A large variety of shops displaying crafts, jewelry, western-
wear, object d'art, & fascinating array of one-of-a-kind items
in West Sedona, Uptown, The "Y", The Village of Oak Creek.

ENTERTAINMENT

Fantasy Arcade, Sedona Uptown Mall

GOLF

Oak Creek Country Club, 18 hold Robert Trent Jones Course,
6 mi. South on Hwy. 179, open to public, 284-1660
Poco Diablo Resort, 9 hole, par 3 course, 2 mi. South on
Hwy 179. Open to the public. 282 7333
John Gardiner's Enchantment 282-2990

SEDONA TROLLEY

Operates from May to October 282-5000

SEDONA SURREY

Tlaquepaque 282-5467

SECNIC PLANE RIDES

Sedona Air Center 282-7935

FISHING

Rainbow & German Brown trout in Oak Creek, stocked from
Memorial Day to Labor Day. Private trout ponds also.

CAMPING

There are five U.S. Forest Service campgrounds in the
Canyon, open May through August. For more information,
contact Sedona Ranger Station, Box 300, Sedona, Az 86336
282-4119. There are also private campgrounds in the area
and the Chamber can provide information on these.

CHAPEL OF THE
HOLY CROSS

Contemporary shrine built upon redrock spurs, no admission
charge, on Chapel Rd off Hwy. 179, Gift Shop 282-4069

SHRINE OF THE
RED ROCKS

Atop Airport Mesa (Tabletop Mountain) in West Sedona,
spectacular views.

AREA TOURS

Conference Travel, transportation, scenic tours, and professional
meeting management for groups; custom service on request.
P. O. Box 2792, SEdona 86336 634-7870

WHAT TO SEE

- TLAQUEPAQUE ARTS & CRAFTS VILLAGE Shops, galleries & restaurants in the midst of gardens, courtyards, fountains & a belltower, open daily year round. Hwy. 179.
- OAK CREEK CANYON Approx. 16 mi. of Hwy 89A winds through the Canyon for a continuous & ever-changing display of natural beauty.
- THE SWITCHBACKS The Switchbacks are that portion of Hwy 89A which wind through the Mogollon Rim atop the Canyon into the Coconino plateau, & lead to Oak Creek Vista, a lookout park atop the Canyon.
- SCHNEBLY HILL ROAD Reached from Hwy. 179, an unpaved road affording scenic views of Red Rock Country.
- RED ROCK LOOP ROAD Reached from Hwy 89A in West Sedona, a scenic drive leading to triple-turreted Cathedral Rock.
- JEROME Described as Arizona's most "professional" ghost town and less than an hour's drive SW of Sedona, offering galleries, shops, restaurants and a State Museum.
- INDIAN RUINS Within easy drives of Sedona: Tuzigoot, Montezuma's Castle and Montezuma's Well.
- SLIDE ROCK Famous Oak Creek site, in the Canyon, approx. 8 mi. North, Swimming permitted.

ANNUAL SPECIAL EVENTS

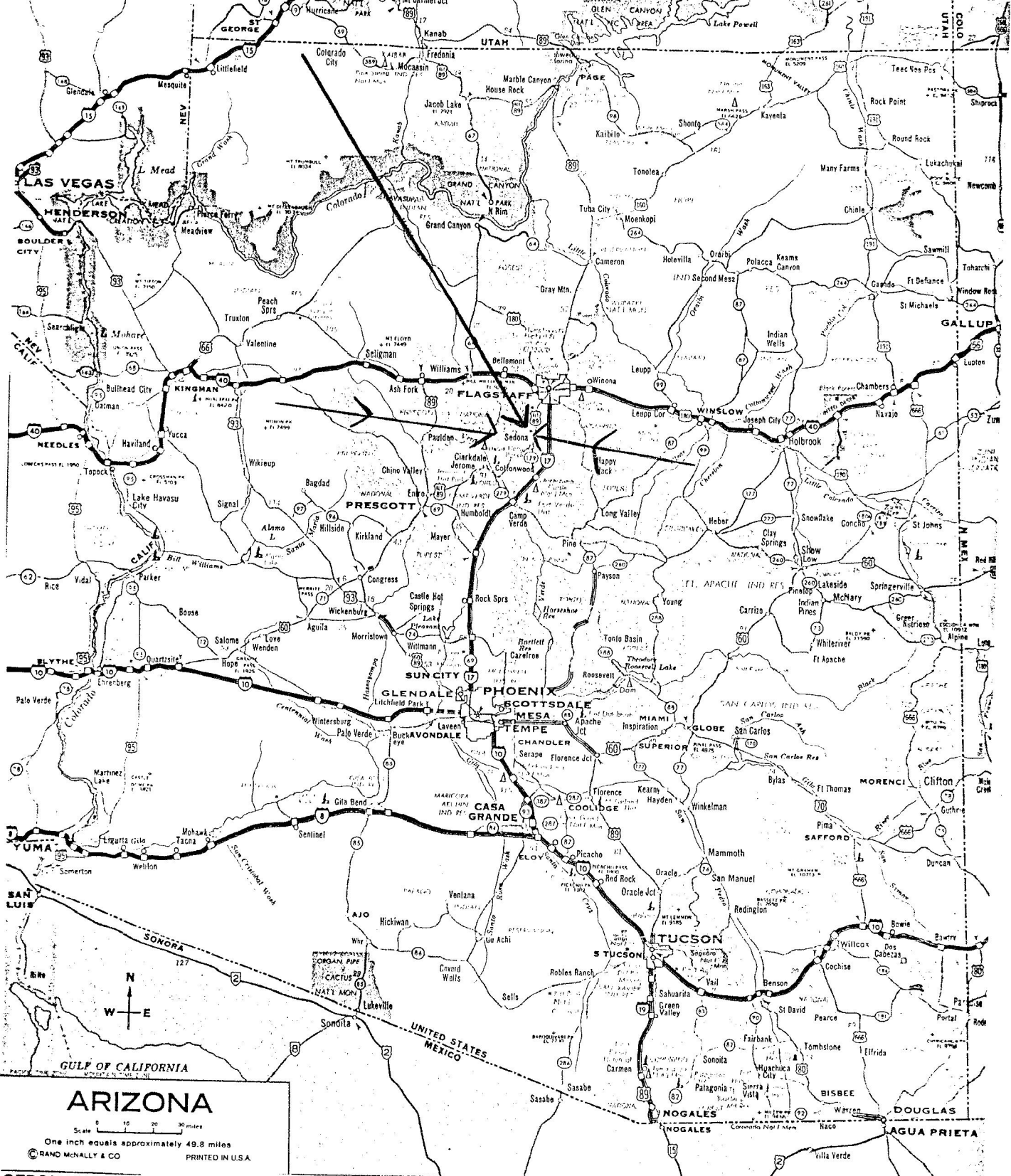
- MARCH Annual St. Patrick's Day Parade and Festivities
- SEPTEMBER Autumn Arts Festival, with artists and artisans participating from a multi-state area.
- DECEMBER Festival of Lights at Tlaquepaque

SPECIAL HELPS

- AUTO RENTALS Sedona Mobil - Ugly Duckling Rentals 282-4162
 Allred's Sales & Lease 282-7924
 Sedona Airport Services 282-1699
 Poco Diablo Resort 282-7333
- MOVIE THEATRE The Flicker Shack, 282-3777
- SEDONA AIRPORT 5100 foot paved, lighted runway 282-4409
- ACCOMMODATIONS 666 Motel/Resort units in 27 facilities: 350 spaces for camping or rec. vehicles in 7 private parks and also 6 U.S. Forest Service Campgrounds.
- AIR SERVICE Golden Pacific Airline 282-1515
 Air Sedona, 282-7935
 Sedona Az Airport Services, Inc. 282-1699
- GROUND SHUTTLE SERVICE TO PHOENIX Sedona Transportation Co. 282-2066
- TAXI Twenty-Eight 4-A-CAB 284-2222

Banquet & Meeting Facilities: Information is available at the Chamber upon request.

SKY RANCH LODGE
602-282-6400



ARIZONA

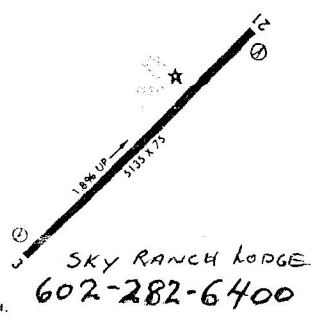
Scale 0 10 20 30 miles
 One inch equals approximately 49.8 miles
 © RAND McNALLY & CO PRINTED IN U.S.A.

SEDONA. SEZ. 4830'. 2SW. (IFR). U-122.8 days. Tel: 282-4409. Att days. F80-100. S3. Bcn. Ctn: Turbulence. Arpt on 400' mesa. Birds. P-Ins NW. F.T.L. KCLS 600, 180°/21.

TPA: 700
 MSL: 5500


FSS: PRESCOTT
 VOR FREQ RAD NM
 PRC 114.1D 062° 35
 FLG 108.2D 185° 18
 (RBn):
 SEZ 334 031° 1

☒ **SEDONA—Sedona (SEZ).** Location: 2 mi SW of city. Coordinates: N34-51.9; W111-47.3. Telephone: 602/282-4409. Hours attended: 8 am to 5 pm. Elevation: 4,830. Pattern altitudes: 5630 MSL all aircraft. Runways: 3-21 5,135 X 75 asphalt; Lights dusk to dawn. Lights: transmitter activated 122.8, dusk to dawn; beacon dusk to dawn. Obstructions: occasional deer on rwy. Fees: parking, overnight. Approaches: NDB. Frequencies: UNICOM 122.8. Charts: Phoenix sectional; low-altitude L4. Weather: FSS 800/228-4160, 602/445-2160. Lodging: Matterhorn 3 mi 282-7176; Canyon Portal 3 mi 282-7125; Sky Ranch Lodge on arpt 282-7131; Rondee Motor Hotel 3 mi 282-7131. Camping: facilities available 10 mi and on airport. Local attractions: Oak Creek Canyon 8 mi, Montezuma Castle 25 mi; Jerome 25 mi.



☒ **Northern Arizona Aircraft:** 602/282-7490.
Sedona Air Center: 602/282-7935 800/535-4448 7 am to 6 pm; charter, rest rooms. Aircraft rental: single engine. Flight instruction: airplane, private, commercial, instrument, CFI.
Sedona Airport Services: 602/282-4409.
Sedona Az Airport Service Inc.: 602/282-4409 8am to 5pm Labor Day to Memorial Day; 7am to 6pm others; tiedown, hangar, ramp, charter, air ambulance, rest rooms, refreshments, rental car. Aircraft rental: single engine, multiengine. Airframe repair: all small aircraft. Powerplant repair: Lycoming, Continental. Other repair services: lead acid battery service. Flight instruction: airplane, ground school, private, commercial, multiengine, instrument.

Sedona... beautiful, friendly, unforgettable.



THIS IS RED ROCK COUNTRY

A beautiful land, blessed with the ultimate artistic inspirations of nature and man, and abundant with the cultural and historic legacies of the pioneering old West.

A friendly land, where you are as welcome as the gentle change of seasons, that pleasantly shift from one to another.

An unforgettable land, where you'll absorb the memories of cool, refreshing mountain air, spectacular scenic vistas, breathtaking sunsets, star-spangled nights, delightful and diversified activities (including inactivity) and all the exciting events and points of interest.

Nestled like a diamond in the foothills of the towering red rocks, Sedona, at 4,300 feet, is above the scaring heat of the



STAGE OF THE OLD WEST

desert, yet well below the heavy snows of the higher altitudes. The year-round mild climate and low humidity make it ideal to realize to the fullest, your fondest vacation dreams.

ACCOMMODATIONS AND RESTAURANTS

The Sedona-Oak Creek Canyon area offers a range of accommodations to fit comfortably and easily within your travel budget, whatever it may be. There are motels, hotels, resorts, and guest ranches; rustic cottages, cabins, and campgrounds; each with its own dynamic view of the red rock scenery for which Sedona is famous. You also have a choice of many excellent restaurants, serving foods to tempt the most jaded taste buds, whether your craving is for haute cuisine or robust chuck wagon-type chow.

What's to do? Well, Sedona and Oak Creek Canyon are loaded with attractions for visitors and residents of all ages. It is a mecca for nature lovers, no less than for arts crafts, photography and sports enthusiasts. You can enjoy golf, tennis, horseback riding, hiking, birdwatching, swimming, fishing, hunting, jeep tours of the back country, and all of them in an unsurpassed setting of red rocks or deep shadowed forests. You can browse through some of the West's best art galleries. Also



WAGON-TYPE CHOW



WAGON-TYPE CHOW



Montezuma Well
Montezuma Well has all the surprise of a lake and fairly lush vegetation in the midst of desert. The well is a limestone sink formed long ago by the collapse of an immense underground cavern. The springs that feed it flow continuously. Both the Hohokam and Sinagua irrigated crops with its waters. Traces of their irrigation ditches, thickly coated with lime, can be seen. The Hohokam pithouse on view was built about 1100. The Sinaguan dwellings here vary in size from large pueblos of 55 rooms to one-room houses. Between 1125 and 1400 about 150 to 200 Sinaguans lived here.



Tuzigoot
Tuzigoot (Apache for "crooked water") is the remnant of a Sinaguan village built between 1125 and 1400. It crowns the summit of a long ridge that rises 120 feet above the Verde Valley. The original pueblo was two stories high in places and had 77 ground-floor rooms. There were few exterior doors; entry was by way of ladders through openings in the roofs. The village began as a small cluster of rooms that were inhabited by about 50 persons for a hundred years. In the 1200s the population doubled and doubled again as refugee farmers, fleeing drought in outlying areas, settled here.



Montezuma Castle
Sinagua farmers began building this five-story, 20-room dwelling early in the 12th century. It stands in a cliff recess a hundred feet above the valley. Early settlers marveled at the structure and thought mistakenly that it was Aztec in origin. A short distance west is Castle A, once an imposing six-story apartment with about 45 rooms, now a badly deteriorated ruin. This dwelling was built against the base of the cliff. The Sinaguans probably thought this was a good place to live. The creek was a reliable source of water, and there was fertile land on the nearby terrace.

THE VERDE VALLEY

This high desert region is 90 minutes north of Phoenix and two hours south of the Grand Canyon. It boasts of 1,200 square miles of majestic scenery encompassing virtually every type of terrain. It is away from the heat of the lower valley but still well below the harsh winters of the higher country. The valley's friendly people enjoy good recreation year-round.

Two million years ago, the valley was a land of lush grasslands and marshes, the home of prehistoric land animals and airborne creatures so, it is not surprising that this beautiful area has become a haven for photographers, outdoorsmen and nature lovers. The valley is used extensively as a setting for many movies, commercials and TV productions.

Sedona Pink Rock News

Fall 1986 Volume 1

! EXTRA !

READ ALL ABOUT IT


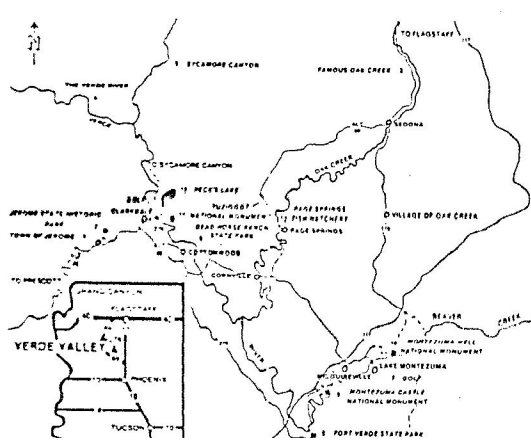
The jeep tour that helped put Sedona on the Map

- ☆ The most celebrated jeep tour in the world - - BBC is currently highlighting Pink Jeep Tours in "Travelog" throughout Europe and England.
- ☆ Pink Jeep Tours is 25 years young, and is considered the Granddaddy of all Arizona's Jeep Tours in Arizona.
- ☆ Pink Jeep Tours has been featured in every major newspaper travel section in the U.S.: L.A. Times, N.Y. Times, Chicago Tribune, Detroit Free Press, Denver Post, Phoenix Republic, San Francisco Chronicle, Dallas News, and many others.
- ☆ U.S. TV coverage in several major cities: Boston, Phoenix, Tucson, San Diego, Los Angeles and many more. Some programs (Two on the town / on the Arizona Road / Az Highways)
- ☆ The news media has called the Pink Jeep Tour "Arizona's Amazing Adventure" - Entertainment on wheels, and a must-do experience for all Sedona Visitors.

Let Sedona's Famous Pink Jeep Tours share with you the Land of Awe

PINK JEEP EAST		PINK JEEP WEST	
The original East trail is the spectacular! Arizona's Amazing Adventure		Scenic - Historical	
Celebrating 25th Anniversary of Operation		Geological - Beautiful	
2 - 1 1/2 Hr Pink Jeep East		2 1/2 - 1 Hr Pink Jeep West	
Four or more adults	28.00 per person	Four or more adults	23.00 per person
Three	29.00 per person	Three	24.00 per person
Two	30.00 per person	Two	25.00 per person
1 - 1 Hr Pink Jeep East		1 - 1 Hr Pink Jeep West	
Four or more adults	15.00 per person	Four or more adults	12.00 per person
Three	16.00 per person	Three	13.00 per person
Two	17.00 per person	Two	14.00 per person

We take multiple reservations per jeep and pass the savings on to you (6 Adults plus the driver per jeep)
Personalized photography tours also available - 2 Hr minimum



Oak Creek Canyon

Great location. Great scenery. Great accomodations. Great food. Great fellowship. Great fun. What else can be said about the 1987 Meyers Aircraft Owners Association fly-in at Sedona, Arizona.

Aside from being a great spot to hold a fly-in, from the info I have received, everyone enjoyed themselves, and some have indicated that they would have liked the fly-in to have been a day or two longer.

Our attendance and participation at the maintenance session was great as usual. A special thanks to Col. A.W. "Bud" Young, for his interesting presentation on formation flying, and a special thanks to Marv Rogge for his talk on Aviation Insurance. Marv has indicated that if so desired, he would be happy to participate in a presentation on Aviation Insurance at our 1988 fly-in, if there was interest expressed.

I have been searching for places to hold our 1988 meeting, and hope that those of you who are planning on attending, will let Bill Gaffney know what your feelings are, regarding a good place to hold our annual fly-in. So far, I have had a few calls, suggesting Sun River, OR. and Ruth, CA

Needless to say, the sooner we decide on a location the better, as some of the more choice locations must be booked at least one year in advance.

Looking forward to seeing all of you again next year, and hoping that some of new owners, will be joining us at the 1988 MYOA Fly-In.

Sincerely,

Vince Vanderford

THANKS TO THE FOLLOWING FOR THEIR DONATIONS TO THE POSTAGE FUND

JOSEPH CHABAL GARY & MARTI HAYS MORTON LESTER ROBERT BOREN

ROBERT C. MATLOCK KENNETH BOWDISH C.H. ROGERS

GENERAL MEMBERSHIP INFO;

Word has it that Bill Nagle (200D-N260M) hasn't been flying his ERCOUPE lately. It seems that Bill's wife, Nancy attended a Bridge game recently, and overheard two women talking, and one mentioned that it was potentially dangerous for a man over 40, to be trying to handle two pieces of tail at one time. Upon returning home, she told Bill that under no circumstances was he to fly the ERCOUPE again.

Anyone who thinks that a MEYERS 145 is not an ideal cross-country airplane, had best not cross paths with Carl Schwarz (145-N551). Carl recently flew his 145, from Washington (the state) to Maryland, to visit his sister. His return flight to Washington required some cruising at 12,500 ft. in order to avoid some unpleasant weather as well as some mountain peaks. That's cross-country flying!

Apologies to Bob More of Junction City, KS., for omitting mention in our last newsletter, of the interesting article on Bob, and his 145, which appeared in the March, 87 issue of Private Pilot.

Have received some fantastic photos of Gary Hays's OTW taken by Kevin Tully from his OTW. The photos were taken while enroute from Sedona to Pheonix. They have been placed in the Official Meyers scrapbook.

Ralph Haven took his "New" 145 to Oshkosh this year where it attracted a great deal of attention and interest from those attending. Ralph has put about 140 hours on the bird since it rolled off the production floor. He also has an older 145 with about 700 hrs. (original) that he is making available for purchase. 1-419-899-2158

C.W.Harris, Chmn. of the Board of the Natl. Biplane Assoc. forwarded a copy of BIPLANE NEWS (great) along with a nice letter. He is hoping to hear from some of our OTW owners. 918-299-2532.

On 6-25-87, a combination membership meeting, and maintenance meeting was held at the Sedona, Arizona airport. The following were nominated and elected by unanimous vote;

President-----V. P. Vanderford
Vice President----Marvin Rogge
Treasurer-----Richard Morgan
Secretary-----William E. Gaffney

The following items were discussed during the maintenance session:

1. Low hydraulic pressure is generally an indication of a worn nylon ball in the hydraulic master control valve. Nylon ball should be replaced.
2. A periodic check of the bolt on top of the nose gear should be a must for all 200 owners. Using a 9/16" wrench, check and make sure this bolt is tight. DO NOT stress the bolt.
3. Check the rivets in the torque tube that controls the elevator. Dave Palmer advised that during the annual inspection on his 200, loose rivets were discovered on the elevator torque tube, near the rear of the tail-cone.
4. When a Meyers is being prepared for painting, be certain that all steel tubing is protected by wrapping the tubing with aluminum foil. Also, after stripping work has been completed, check the top of each fuel tank (difficult) to be certain that all of the stripper has been flushed off of the area around the filler neck of the fuel tanks.
5. The fuel screen in the fuel metering valve, should be checked periodically. Requires a 7/8" wrench. If matter is found, it may be an indication of fuel pump or fuel line deterioration.
6. If you experience total engine power failure during flight, immediately switch your electric fuel pump to ON, not START, and then check to see if the fuel tank that you have been using is indicating empty. If so, switch to a full tank, and be prepared to retard the throttle, otherwise engine overspeed will occur. After engine re-starts, IMMEDIATELY turn electric fuel pump switch to OFF, otherwise you will flood the engine.
7. Be sure and enrich the fuel mixture prior to landing, and if a go-around is required, go to full throttle, then lean as needed, especially at higher altitudes.
8. High altitude takeoffs require leaning prior to takeoff. DO NOT OVER-LEAN.
9. Prop balancing is worth the time and expense.
10. Bendix mags have an AD on the cases. Check for cracks.
11. Replacement seat belts can be secured from BELTMASTER. Their phone number is 503-488-1555
12. Dave Palmer 1-707-938-2181 is working on a cure that may solve the water accumulation in fuel tanks, on planes that are kept outdoors.
13. Plain steel bushings should not be used for replacement of worn landing gear bushings, as they could rust and become locked onto the bolts. Aluminum or stainless steel teflon coated bushings should be used. 52 bushings are required if you wish to replace all the bushings in the landing gear system, on a 200.
14. If a pitot-static tube must be replaced, they can be purchased through WAG-AERO, or AVIALL. The unit is manufactured by Aero Inst.Co., Inc., 14901 Emery Ave., Cleveland, Ohio 44135, their part # AN 5814-1.
15. Overhead door lock fiberglass covers, wingtip lenses, landing gear door cables, fiberglass seat bottoms and backs are now available. Contact Vince Vanderford at 1-916-673-2724.

*Our newsletter mailing list has been growing, and we presently are
*sending copies of the newsletter to all Meyers owners(200-145-OTW) and
*to many non-owners. Since we get very little response from the
*association members, it has been decided that in order to keep our
*postage and mailing costs down, we will continue to send the
*newsletter ONLY TO THOSE who complete the attached form and return
*same within 10 days after receiving this newsletter. 10-21-87

Dick Martin(200A-N34380) recently rolled his bird out of his hanger, where he has been working on an interesting installation. Dick installed a Continental IO-520F engine, with a compatible 3 bladed prop. While still in the process of breaking the engine in, Dick advises that the smoothness and quiet operation encountered, made the effort totally worthwhile. He however is very evasive about indicated airspeeds when asked about same, and quietly chuckled when I asked if he would be staying up with the "D" models.

IMPORTANT URGENT IMPORTANT URGENT IMPORTANT URGENT

A RECENT VISIT WITH PARD DIVER AT TECUMSEH,MI., WAS MOST INTERESTING AND INFORMATIVE. PARD RECENTLY DISCOVERED A 200D THAT WAS BUILT BY ROCKWELL THAT WAS MISSING A SUPPORT BRACE FOR THE ELEVATOR TORQUE TUBE WHICH POSES A POTENTIALLY DANGEROUS SITUATION. THE BRACE IN QUESTION IS LOCATED ABOUT HALFWAY BACK IN THE TAILCONE, AND EVERYONE WHO OWNS AN AERO COMMANDER 200D SHOULD IMMEDIATELY CHECK TO DETERMINE THAT THEIR AIRCRAFT DOES IN FACT, HAVE THIS BRACE INSTALLED. THIS IS EASILY DONE, BY REMOVING THE REMOVABLE RACK PLATE IN THE BACCAGE COMPADTMENT AND USING A FLASHLIGHT , FOLLOW THE ROUND TUBE THAT GOES ALL THE WAY BACK TO THE TAIL, AND MAKE SURE THAT THERE IS A CROSS PIECE WITH A PIECE OF PHENOLIC MATERIAL THAT THE TUBE PASSES THROUGH APPROXIMATELY HALF WAY BACK IN THE TAIL CONE. THIS PIECE SUPPORTS THE TUBE, AND WITHOUT THE BRACE, THE TUBE COULD BUCKLE AND FAIL UNDER ADVERSE CONDITIONS, SUCH AS HEAVY ICE OR HEAVY WIND GUST LOADING ON THE ELEVATOR!!!! If this piece is missing, contact Pard Diver at Tecumseh,MI>, immediately. See photos further on in newsletter.

Lapel pins for the 200 and the OTW are now available for purchase from: V.M. Enterprises--41910 Savage Rd.,Belleville,MI 48111, at the seemingly reasonable price of \$3.00 each. The pins are of excellent quality. Association thanks Keith Diver for his efforts on this.

Vince Vanderford now has a good supply of seat bases, and seat backs, that are made of fiberglass and are much stronger than the original units. In addition he now has gear door cables, wingtip lenses, and overhead door lock covers.If you need any of these items, give Vince a call at 1-916-673-2724.

Bill Nagle (200D-N260M) has available for sale, placards for the 200 series, which are a stick-on type, but of very high quality material. The complete set, sells for \$20.00. Contact Bill at 616-375-0208. See further on in the newsletter for a reproduction of the items included in the kit.

PLANES FOR SALE:

1940 Meyers OTW S/N 49, N34304-- 165 H.P Warner engine, with 15 hours on the engine. A real honest to goodness "10". From 9 to 5, 1-800-323-8172, other hours, 1-312-640-1700.Wm. Ross Illinois

1966 Meyers 200D, S/N 303, 1300 hrs TT, 320 SMOH & Prop. Cleveland wheels and brakes, 2 axis Brittain A/P,Alcor 6 pt. EGT. Contact Keith Diver 1-517-423-8040 or 1-517-447-3752. Michigan

1966 Meyers 200D S/N 309 Low time engine, good avionics, including Loran. J. Merrihew, 1-209-532-2826. California

1966 Meyers 200D S/N 347, LOADED, LOADED. Les Tarr 207-783-7443 Maine
1967 Myers 200D S/N 348 Full IFR, autopilot, Loran, new front seats.
\$39,500 Ed Brown, Rt.1, Box 36,Wimberly,Tx 78676

1987 MEYERS AIRCRAFT OWNERS ASSOCIATION FLY-IN
 SEDONA, ARIZONA

Attending the fly-in:

NAME	FAMILY/GUEST	NAME	FAMILY/GUEST
Henry Hastings	Libby	Pard Diver	
Keith Diver	Joan	Marvin Rogge	
Bud Young	Mary	Bob Stickle	
David Hallstrom	Patti	Dick Boren	
Chuck Haines	Lucy	Ron Boice	
James Dooley	Wanda	Don Petty	
David C. Palmer	Karen & Brian	Carl Schwarz	
Ken Pisanko	G/George Reiter	Walter Best	
Bob Clark	Lovey	Richard Morgan	
Richard Oldham	Timmie	Bob Miles	
Geo. Brechtbill	Sarah	Jerry Lund	
Bill Perry	Mercedes	John Gaylord Sr.	
Gary Hays	Marti	Kevin Tully	
Vince Vanderford	Kay		
Bill Gaffney	Bill Martin		

I DO WANT TO BE KEPT ON THE MAILING LIST, SO THAT I WILL CONTINUE RECEIVING THE MYOA NEWSLETTER.

NAME _____ PHONE NUMBER: H _____ B _____

ADDRESS _____ CITY _____ STATE _____

TYPE AIRCRAFT _____ N # _____ SER.# _____

IS AIRCRAFT CURRENTLY AIRWORTHY? _____ A/C BASED AT _____

WHERE SHOULD 1988 FLY-IN BE HELD?? _____

RETURN TO: Wm. E. Gaffney
 26 Rt. 17K
 Newburgh, N.Y. 12550

